

This document contains key information you should know about NEI Select Global Maximum Growth Portfolio Series B. You can find more detailed information in the Fund's simplified prospectus. Ask your representative for a copy, contact Northwest & Ethical Investments L.P. ("NEI Investments") at 1-888-809-3333 or NEIclientservices@NEIinvestments.com or visit www.NEIinvestments.com.

Before you invest in any fund, you should consider how it would work with your other investments and your tolerance for risk.

Quick facts

Fund code(s):	FE: NWT50043	Fund manager:	Northwest & Ethical Investments L.P.
Date series started:	July 3, 2012	Portfolio manager:	Northwest & Ethical Investments L.P.
Total value of the Fund on April 30, 2017:	\$96.72 Million	Distributions:	End of each month
Management expense ratio (MER):	2.70%	Minimum investment:	\$500 initial, \$25 additional

What does the fund invest in?

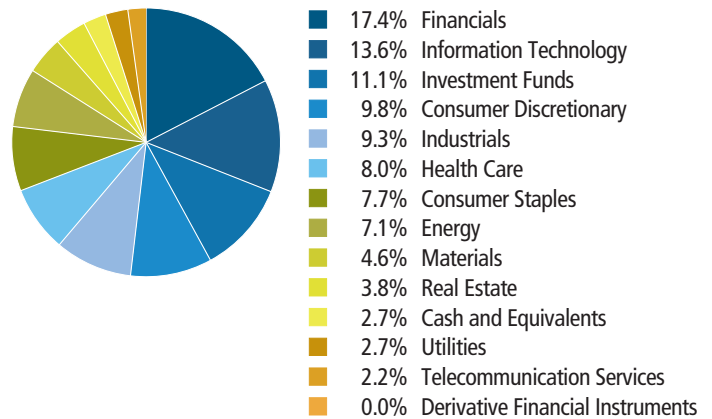
The Portfolio invests primarily in equity mutual funds. The Portfolio invests in a variety of other mutual funds managed by different portfolio managers/sub-advisors.

The charts below give you a snapshot of the Fund's investments on April 30, 2017. The Fund's investments will change.

Top 10 investments (April 30, 2017)

1. NEI Northwest Emerging Markets Fund, Series I	14.1%
2. NEI Ethical International Equity Fund, Series I	13.2%
3. NEI Northwest Global Equity Fund, Series I	12.1%
4. NEI Ethical Global Equity Fund, Series I	11.1%
5. NEI Global Value Fund, Series I	11.1%
6. NEI Northwest U.S. Dividend Fund, Series I	9.9%
7. NEI Ethical Canadian Equity Fund, Series I	7.8%
8. NEI Northwest Canadian Equity Fund, Series I	5.9%
9. NEI Northwest Cdn Dividend Fund, Series I	5.9%
10. NEI Northwest Specialty Equity Fund, Series I	4.8%
Total percentage of top 10 investments:	96%
Total number of investments:	12

Investment mix (April 30, 2017)



How risky is it?

The value of the Fund can go down as well as up. You could lose money.

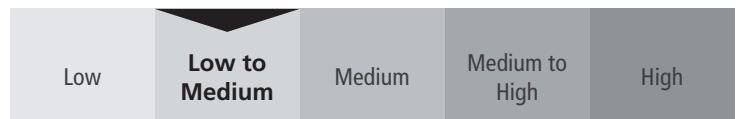
One way to gauge risk is to look at how much a fund's returns change over time. This is called "volatility".

In general, funds with higher volatility will have returns that change more over time. They typically have a greater chance of losing money and may have a greater chance of higher returns. Funds with lower volatility tend to have returns that change less over time. They typically have lower returns and may have a lower chance of losing money.

Risk Rating

NEI Investments has rated the volatility of this Fund as **low to medium**.

This rating is based on how much the Fund's returns have changed from year to year. It doesn't tell you how volatile the Fund will be in the future. The rating can change over time. A fund with a low risk rating can still lose money.



For more information about the risk rating and specific risks that can affect the Fund's returns, see the "What are the risks of investing in a mutual fund?" section of the Fund's simplified prospectus.

No guarantees

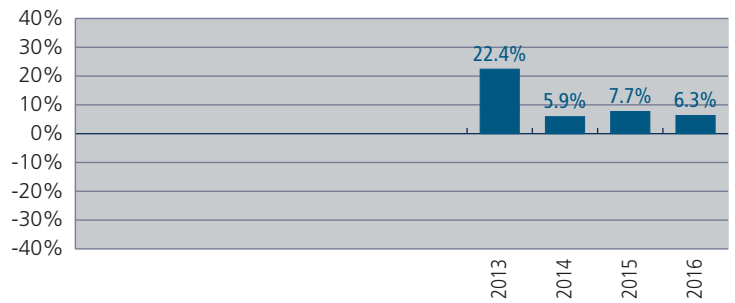
Like most mutual funds this Fund doesn't have any guarantees. You may not get back the amount of money you invest.

How has the fund performed?

This section tells you how this series of the Fund has performed over the past 4 years. Returns are after expenses have been deducted. These expenses reduce the series' returns.

Year-by-year returns

This chart shows how this series of the Fund has performed in each of the past 4 calendar years. The fund dropped in value in none of the years. The range of returns and change from year to year can help you assess how risky the Fund has been in the past. It does not tell you how the Fund will perform in the future.



Best and worst 3-month returns

This table shows the best and worst returns for this series of units of the Fund in a 3-month period over the past 4 years and up to April 30, 2017. The best and worst 3-month returns could be higher or lower in the future. Consider how much of a loss you could afford to take in a short period of time.

	Return	3 months ending	If you invested \$1,000 at the beginning of the period
Best return	9.4%	December 31, 2013	Your investment would rise to \$1,094
Worst return	(5.6)%	February 29, 2016	Your investment would fall to \$944

Average return

If you had invested \$1,000 in this series of the Fund on its inception date, you would have \$1,683 on April 30, 2017. This works out to an annual compounded rate of return of 11.6% since inception.

Who is this fund for?

This Fund is an appropriate investment if:

- you are seeking long term growth, through an investment diversified by asset class, style and geography
- you are investing for the long term
- you are prepared for low to medium risk

A word about tax

In general, you'll have to pay income tax on any money you make on a fund. How much you pay depends on the tax laws where you live and whether or not you hold the Fund in a registered plan, such as a Registered Retirement Savings Plan or a Tax-Free Savings Account.

Keep in mind that if you hold your fund in a non-registered account, fund distributions are included in your taxable income, whether you get them in cash or have them reinvested.

How much does it cost?

The following tables show the fees and expenses you could pay to buy, own and sell this series of the Fund. The fees and expenses - including any commissions - can vary among series of a fund and among funds. Higher commissions can influence representatives to recommend one investment over another. You should ask about other funds and investments that may be suitable for you at a lower cost.

1. Sales charges

This series of the Fund is available under the front-end sales charge option only.

Sales charge option	What you pay		How it works
	in percent (%)	in dollars (\$)	
Front-end	0% to 5%	\$0 to \$50 on every \$1,000 purchased	This is a front end sales charge option in which you pay a commission to your representative's firm when you buy the units. You negotiate the rate of commission directly with your representative's firm, up to a maximum of 5%.

2. Fund expenses

You don't pay these expenses directly. They affect you because they reduce the series' returns. As of March 31, 2017, the series' expenses were 2.86% of its value. This equals \$28.60 for every \$1,000 invested.

Annual rate (as a % of the fund's value)

Management expense ratio (MER)

This is the total of the series management fee (including the trailing commission) and operating expenses. In return for assuming the obligation to pay the Fund's operating expenses, NEI Investments is paid a fixed annual administrative fee. NEI Investments waived some of the Fund's expenses. If it had not done so, the MER would have been higher.

2.70%

Trading expense ratio (TER)

These are the Fund's trading costs.

0.16%

Fund expenses

2.86%

More about the trailing commission

The trailing commission is an ongoing commission. It is paid for as long as you own the Fund. It is for the services and advice that your representative and his or her firm provide to you. NEI Investments pays the trailing commission to your representative's firm. It is paid from the Fund's management fee and is based on the value of your investment. The rate is as follows:

- Front-end – 0% to 1.40% of the value of your investment each year. This equals \$0 to \$14.00 each year for every \$1,000 invested.

3. Other fees

You may have to pay other fees when you buy, hold, sell, switch or convert securities of this Fund.

Fee	What you pay
Short-term trading fee	For transactions in excess of \$10,000, we will charge you 2% if a redemption occurs within 1 to 7 days, otherwise 1% within 8 to 29 days of purchase or switch payable directly to the Fund.
Switch or conversion fee	Up to 2% of the value of the securities you switch or convert may be charged to you and retained by your representative's firm as negotiated with your representative.
Returned cheques	We will charge a \$25 fee for Non-Sufficient Funds cheques that are returned if there are insufficient funds in your account to pay for your units.
Account closing fees	Client name accounts will be charged a fee of \$25 by us if you close an account or we close it because your total investment in mutual funds we manage falls below \$500.
Registered plan fees	We may charge a \$25 annual fee for Registered plans with less than \$5,000 on the first Friday of October of any year, managed by us. No fee is charged if the plan is held within an NEI Group RRSP or where pre-authorized contributions are maintained.

What if I change my mind?

Under securities law in some provinces and territories, you have the right to:

- withdraw from an agreement to buy mutual fund securities within two business days after you receive a simplified prospectus or Fund Facts document, or
- cancel your purchase within 48 hours after you receive confirmation of the purchase.

In some provinces and territories, you also have the right to cancel a purchase, or in some jurisdictions, claim damages, if the simplified prospectus, annual information form, Fund Facts document or financial statements contain a misrepresentation. You must act within the time limit set by the securities law in your province or territory.

For more information, see the securities law of your province or territory or ask a lawyer.

For more information

Contact NEI Investments or your representative for the Fund's simplified prospectus and other disclosure documents. These documents and the Fund Facts make up the Fund's legal documents.

Northwest & Ethical Investments L.P.

151 Yonge Street, 12th Floor, Toronto, ON M5C 2W7

Phone: 416-594-6633 Toll-free: 1-888-809-3333

Email: NEIclientservices@NEIinvestments.com

www.NEIinvestments.com



To learn more about investing in mutual funds, see the brochure **Understanding mutual funds**, which is available on the website of the Canadian Securities Administrators at www.securities-administrators.ca